



2012



Round 6 : Phillip Island GP Circuit : August 17 - 19

SUPERLITES Qualifying 1

Date: 18/08/12
Event: Q02
Weather: Partly cloudy - Temp: 12.2C
Track: Drying - Temp: 15.4C

Started at: 09:25:03
Laps: 20 Min
Starters: 13
Printed at: 9:59

PROVISIONAL CLASSIFICATION


Pos	No	Gr	Name	Class	Machine	Fastest Lap	On Lap	Behind Prev	Behind Leader	Top Speed
1	45	J	Olly SIMPSON (SA) / Allbikes Racing / Draggin Jeans / Contour Cameras	M3	Honda NSF 250	1:48.325	9 of 9			205
2	52	J	Corey TURNER (QLD) / K1 Racing / Race Art Australia / ADB Print	M3	Honda NSF 250	1:49.444	10 of 10	1.119	1.119	200
3	65	D	Hudson PITT (SA) / All Bake Services / Underground Designs / Alpinestars	M3	Honda NSF 250	1:50.427	10 of 10	.983	2.102	197
4	71	B	Lincoln GILDING (QLD) / K1 Racing / Northern Volks	M3	Honda NSF 250	1:50.538	4 of 6	.111	2.213	199
5	7	A	Lachlan HILL (VIC) / Shark Helmets / Ultra Cut Hamilton / Promecha Suspension	125	Yamaha TZ 125	1:50.909	4 of 7	.371	2.584	191
6	76	A	Tom HATTON (WA) / Fastline GP Racing	125	Honda RS 125	1:50.915	10 of 10	.006	2.590	201
7	99	C	Zac ZANESCO (NSW) / Draggin Jeans / F & R McNabb (Caltex) Griffith / Racetrix	125	Honda RS 125	1:51.605	5 of 10	.690	3.280	194
8	87	C	Zac LEVY (QLD) / Puma RVs / Victorian Motorcycle Wreckers	M3	Honda NSF 250	1:53.079	7 of 8	1.474	4.754	197
9	69	C	Jake THOMAS (SA) / SA Motorcycles / Draggin Jeans / SNJ Transport	125	Honda RS 125	1:53.919	10 of 11	.840	5.594	186
10	75	D	Lachlan KAVNEY (QLD) / Kingaroy Motorcycles / Crackman NDT / Motul	M3	Honda NSF 250	1:54.037	4 of 10	.118	5.712	194
11	11	J	Brandon DEMMERY (NSW) / NSW Compensation Lawyers / GAS Imports / Uglyfish Eyewear	125	Honda RS 125	1:54.353	5 of 10	.316	6.028	182
12	24	C	Matthew BARTON (VIC) / C-B-Racing / Hyside Trading / Morris Oils	125	Aprilia RSW125	1:57.196	6 of 9	2.843	8.871	190
13	28	J	Tayla RELPH (QLD) / K1 Racing / Silverstar Pain Repairs	M3	Moriwaki 250	1:59.197	7 of 8	2.001	10.872	182

Current qualifying record for SL class - 1:42.186 by Blake LEIGH-SMITH (VIC) on a Honda RS 125 set on 12/08/06

*** Indicative qualifying time - 2:04.574 ***

The results are provisional until the end of the time limit for protests and appeals.


Chief Time Keeper - Scott Laing


Clerk of Course - Tom Williams



Computime Race Timing Systems Pty Ltd © 1996-2008


Licensed to Computime Race Timing Systems

www.computime.com.au

COMPUTIME RACE TIMING SYSTEMS PTY LTD

9 Timber Lane, Glen Waverley, Vic 3150. Ph : 0418 17 13 17

E-mail : scott@computime.com.au





2012



Round 6 : Phillip Island GP Circuit : August 17 - 19

SUPERLITES Qualifying 1

Date: 18/08/12
Event: Q02
Weather: Partly cloudy - Temp: 12.2C
Track: Drying - Temp: 15.4C

Started at: 09:25:03
Laps: 20 Min
Starters: 13
Printed at: 9:59

PROVISIONAL LAP TIMES

No	Name	Lap 1	Lap 2	Lap 3	Lap 4	Lap 5	Lap 6	Lap 7	Lap 8	Lap 9	Lap 10
7	Lachlan HILL (VIC)	2:10.351	1:58.638	1:51.698	1:50.909	5:57.339	2:11.342	1:52.246			
11	Brandon DEMMERY (NSW)	2:13.562	1:59.160	1:57.167	1:55.885	1:54.353	1:54.479	1:54.714	2:12.664	1:54.924	1:54.757
24	Matthew BARTON (VIC)	2:26.497	2:01.027	1:59.558	2:03.926	1:58.305	1:57.196	2:21.809	1:59.672	2:00.485	
28	Tayla RELPH (QLD)	2:14.148	2:02.672	2:01.835	2:01.337	1:59.920	1:59.689	1:59.197	3:57.378		
45	Oily SIMPSON (SA)	1:59.455	1:50.414	1:54.932	1:49.147	4:57.797	1:58.013	1:48.968	1:48.675	1:48.325	
52	Corey TURNER (QLD)	2:07.523	1:52.521	1:52.027	1:51.963	1:51.265	3:55.412	1:59.417	1:50.413	1:49.556	1:49.444
65	Hudson PITT (SA)	2:14.927	1:56.994	1:52.869	1:52.199	1:51.624	1:51.207	2:55.069	2:01.062	1:51.121	1:50.427
69	Jake THOMAS (SA)	2:06.949	1:57.787	1:54.320	1:54.739	1:55.469	1:54.855	1:53.962	1:54.325	1:54.084	1:53.919
10		2:05.356									
71	Lincoln GILDING (QLD)	2:09.281	1:52.577	2:21.736	1:50.538	3:40.400	2:06.260				
75	Lachlan KAVNEY (QLD)	2:12.079	1:55.688	1:54.332	1:54.037	1:54.040	2:58.810	2:05.898	1:55.379	1:54.715	1:56.185
76	Tom HATTON (WA)	2:19.070	1:57.558	2:49.270	2:12.723	1:51.674	1:51.696	1:58.281	2:16.419	1:52.684	1:50.915
87	Zac LEVY (QLD)	2:07.677	1:56.173	1:56.178	1:54.893	1:53.963	1:54.378	1:53.079	1:55.412		
99	Zac ZANESCO (NSW)	2:11.594	1:59.089	1:52.468	1:51.994	1:51.605	1:54.310	1:51.762	1:57.673	1:52.275	2:30.258

*** Indicative qualifying time - 2:04.574 ***

The results are provisional until the end of the time limit for protests and appeals.

Scott Laing
Chief Time Keeper - Scott Laing

Tom Williams
Clerk of Course - Tom Williams



Computime Race Timing Systems Pty Ltd © 1996-2008


Licensed to Computime Race Timing Systems

www.computime.com.au

COMPUTIME RACE TIMING SYSTEMS PTY LTD

9 Timber Lane, Glen Waverley, Vic 3150. Ph : 0418 17 13 17

E-mail : scott@computime.com.au





2012



Round 6 : Phillip Island GP Circuit : August 17 - 19

SUPERLITES Qualifying 1

Date: 18/08/12
 Event: Q02
 Weather: Partly cloudy - Temp: 12.2C
 Track: Drying - Temp: 15.4C

Started at: 09:25:03
 Laps: 20 Min
 Starters: 13
 Printed at: 9:59

PROVISIONAL SPLIT TIMES

Lap	Split 1	Split 2	Split 3	Lap Time	Speed	Lap	Split 1	Split 2	Split 3	Lap Time	Speed
7 Lachlan HILL (VIC) (5th)						65 Hudson PITT (SA) (3rd)					
1	49.870	47.401	33.080	2:10.351		1	52.824	48.905	33.198	2:14.927	
2	40.210	47.022	31.406	1:58.638	186	2	39.035	46.274	31.685	1:56.994	195
3	37.124	43.495	31.079	1:51.698	190	3	37.708	43.553	31.608	1:52.869	195
4	36.917	43.431	30.561	1:50.909	190	4	37.312	43.565	31.322	1:52.199	195
5	37.341	44.813	4:35.185	5:57.339	187	5	37.074	43.240	31.310	1:51.624	194
6	54.108	45.979	31.255	2:11.342		6	36.980	43.180	31.047	1:51.207	197
7	37.692	43.927	30.627	1:52.246	191	7	43.204	46.787	1:25.078	2:55.069	159
						8	45.018	44.853	31.191	2:01.062	
						9	36.725	43.326	31.070	1:51.121	196
						10	36.574	43.045	30.808	1:50.427	197
11 Brandon DEMMERY (NSW) (11th)						69 Jake THOMAS (SA) (9th)					
1	50.124	49.913	33.525	2:13.562		1	47.373	47.218	32.358	2:06.949	
2	40.593	45.915	32.652	1:59.160	178	2	39.177	46.234	32.376	1:57.787	184
3	39.774	45.181	32.212	1:57.167	178	3	38.486	44.587	31.247	1:54.320	185
4	39.146	45.084	31.655	1:55.885	176	4	38.484	44.877	31.378	1:54.739	186
5	38.420	44.527	31.406	1:54.353	182	5	38.659	44.964	31.846	1:55.469	185
6	38.636	44.458	31.385	1:54.479	179	6	38.755	44.616	31.484	1:54.855	184
7	38.831	44.384	31.499	1:54.714	176	7	38.218	44.200	31.544	1:53.962	183
8	52.456	47.339	32.869	2:12.664	177	8	38.443	44.290	31.592	1:54.325	183
9	38.977	44.302	31.645	1:54.924	178	9	38.461	44.111	31.512	1:54.084	184
10	38.754	44.624	31.379	1:54.757	178	10	38.377	44.097	31.445	1:53.919	182
						11	38.378	43.818	43.160	2:05.356	182
24 Matthew BARTON (VIC) (12th)						71 Lincoln GILDING (QLD) (4th)					
1	56.895	53.836	35.766	2:26.497		1	50.721	46.750	31.810	2:09.281	
2	40.748	46.971	33.308	2:01.027	188	2	37.725	43.826	31.026	1:52.577	193
3	39.444	46.494	33.620	1:59.558	189	3	36.654	1:14.138	30.944	2:21.736	199
4	41.480	46.900	35.546	2:03.926	174	4	36.989	42.926	30.623	1:50.538	199
5	39.370	46.064	32.871	1:58.305	187	5	36.833	43.225	2:20.342	3:40.400	199
6	39.102	45.750	32.344	1:57.196	190	6	49.629	45.939	30.692	2:06.260	
7	38.764	1:09.432	33.613	2:21.809	188						
8	38.999	47.004	33.669	1:59.672	183						
9	38.991	48.525	32.969	2:00.485	182						
28 Tayla RELPH (QLD) (13th)						75 Lachlan KAVNEY (QLD) (10th)					
1	49.857	49.427	34.864	2:14.148		1	49.664	48.267	34.148	2:12.079	
2	41.017	47.494	34.161	2:02.672	177	2	39.236	44.528	31.924	1:55.688	182
3	40.201	47.540	34.094	2:01.835	179	3	38.405	44.018	31.909	1:54.332	194
4	40.293	47.231	33.813	2:01.337	180	4	38.784	44.009	31.244	1:54.037	191
5	39.559	46.873	33.488	1:59.920	182	5	38.036	44.045	31.959	1:54.040	193
6	39.912	46.909	32.868	1:59.689	182	6	38.425	44.922	1:35.463	2:58.810	193
7	39.610	46.713	32.874	1:59.197	181	7	46.097	47.724	32.077	2:05.898	
8	39.711	46.775	2:30.892	3:57.378	179	8	38.196	44.949	32.234	1:55.379	191
						9	38.267	44.475	31.973	1:54.715	189
						10	38.852	45.220	32.113	1:56.185	193
45 Oilly SIMPSON (SA) (1st)											
1	43.997	44.407	31.051	1:59.455							
2	36.855	43.256	30.303	1:50.414	204						

Chief Time Keeper - Scott Laing

Clerk of Course - Tom Williams




Compute Race Timing Systems Pty Ltd © 1996-2008

Licensed to Computime Race Timing Systems

www.computime.com.au

COMPUTIME RACE TIMING SYSTEMS PTY LTD

9 Timber Lane, Glen Waverley, Vic 3150. Ph : 0418 17 13 17

E-mail : scott@computime.com.au



2012



Round 6 : Phillip Island GP Circuit : August 17 - 19

SUPERLITES Qualifying 1

Date: 18/08/12
Event: Q02
Weather: Partly cloudy - Temp: 12.2C
Track: Drying - Temp: 15.4C

Started at: 09:25:03
Laps: 20 Min
Starters: 13
Printed at: 9:59

PROVISIONAL SPLIT TIMES

Lap	Split 1	Split 2	Split 3	Lap Time	Speed	Lap	Split 1	Split 2	Split 3	Lap Time	Speed
76 Tom HATTON (WA) (6th)						1	55.729	49.758	33.583	2:19.070	
3	35.967	48.004	30.961	1:54.932	205	2	39.179	46.225	32.154	1:57.558	198
4	36.197	42.837	30.113	1:49.147	204	3	38.663	45.184	1:25.423	2:49.270	198
5	35.784	43.566	3:38.447	4:57.797	204	4	47.427	53.989	31.307	2:12.723	
6	44.340	43.102	30.571	1:58.013		5	37.082	43.860	30.732	1:51.674	201
7	36.191	42.688	30.089	1:48.968	199	6	37.660	43.586	30.450	1:51.696	199
8	35.832	42.534	30.309	1:48.675	203	7	40.323	46.982	30.976	1:58.281	198
9	35.855	42.188	30.282	1:48.325	203	8	36.742	1:08.133	31.544	2:16.419	200
52 Corey TURNER (QLD) (2nd)						9	37.222	44.295	31.167	1:52.684	192
1	49.120	46.886	31.517	2:07.523		10	36.772	43.599	30.544	1:50.915	195
2	37.519	43.462	31.540	1:52.521	198	87 Zac LEVY (QLD) (8th)					
3	37.017	43.658	31.352	1:52.027	196	1	47.231	47.427	33.019	2:07.677	
4	37.272	43.599	31.092	1:51.963	199	2	39.077	45.036	32.060	1:56.173	195
5	36.940	43.674	30.651	1:51.265	198	3	38.467	45.203	32.508	1:56.178	197
6	36.803	44.461	2:34.148	3:55.412	200	4	38.466	44.697	31.730	1:54.893	195
7	44.326	44.086	31.005	1:59.417		5	37.894	44.437	31.632	1:53.963	196
8	36.773	42.863	30.777	1:50.413	200	6	38.120	44.751	31.507	1:54.378	196
9	36.478	42.721	30.357	1:49.556	200	7	37.734	44.359	30.986	1:53.079	196
10	36.565	42.438	30.441	1:49.444	200	8	38.267	45.394	31.751	1:55.412	196
99 Zac ZANESCO (NSW) (7th)						1	49.978	47.455	34.161	2:11.594	
						2	39.466	48.171	31.452	1:59.089	186
						3	37.743	43.547	31.178	1:52.468	190
						4	37.223	43.598	31.173	1:51.994	189
						5	37.378	43.504	30.723	1:51.605	194
						6	39.493	44.302	30.515	1:54.310	193
						7	37.664	43.588	30.510	1:51.762	188
						8	39.278	47.353	31.042	1:57.673	189
						9	37.849	43.675	30.751	1:52.275	186
						10	37.532	1:21.222	31.504	2:30.258	184

*** Indicative qualifying time - 2:04.574 ***

The results are provisional until the end of the time limit for protests and appeals.

Scott Laing
Chief Time Keeper - Scott Laing

Tom Williams
Clerk of Course - Tom Williams



Computime Race Timing Systems Pty Ltd © 1996-2008


Licensed to Computime Race Timing Systems

www.computime.com.au

COMPUTIME RACE TIMING SYSTEMS PTY LTD

9 Timber Lane, Glen Waverley, Vic 3150. Ph : 0418 17 13 17

E-mail : scott@computime.com.au





2012



Round 6 : Phillip Island GP Circuit : August 17 - 19

SUPERLITES Qualifying 1

Date: 18/08/12
Event: Q02
Weather: Partly cloudy - Temp: 12.2C
Track: Drying - Temp: 15.4C

Started at: 09:25:03
Laps: 20 Min
Starters: 13
Printed at: 9:59

PROVISIONAL FASTEST LAPS SEQUENCE

Race Time	No	Name	Machine	Fastest Lap	On Lap
2:13.909	52	Corey TURNER (QLD)	Honda NSF 250	2:07.523	1
2:19.527	69	Jake THOMAS (SA)	Honda RS 125	2:06.949	1
2:29.843	45	Oilly SIMPSON (SA)	Honda NSF 250	1:59.455	1
4:06.430	52	Corey TURNER (QLD)	Honda NSF 250	1:52.521	2
4:20.257	45	Oilly SIMPSON (SA)	Honda NSF 250	1:50.414	2
8:04.336	45	Oilly SIMPSON (SA)	Honda NSF 250	1:49.147	4
16:49.114	45	Oilly SIMPSON (SA)	Honda NSF 250	1:48.968	7
18:37.789	45	Oilly SIMPSON (SA)	Honda NSF 250	1:48.675	8
20:26.114	45	Oilly SIMPSON (SA)	Honda NSF 250	1:48.325	9

*** Indicative qualifying time - 2:04.574 ***

The results are provisional until the end of the time limit for protests and appeals.

Chief Time Keeper - Scott Laing

Clerk of Course - Tom Williams



Computime Race Timing Systems Pty Ltd © 1996-2008


Licensed to Computime Race Timing Systems

www.computime.com.au

COMPUTIME RACE TIMING SYSTEMS PTY LTD

9 Timber Lane, Glen Waverley, Vic 3150. Ph : 0418 17 13 17

E-mail : scott@computime.com.au





2012



Round 6 : Phillip Island GP Circuit : August 17 - 19

SUPERLITES Qualifying 1

Date: 18/08/12
Event: Q02
Weather: Partly cloudy - Temp: 12.2C
Track: Drying - Temp: 15.4C

Started at: 09:25:03
Laps: 20 Min
Starters: 13
Printed at: 9:59

PROVISIONAL BEST PARTIAL TIMES

Pos	Name	Split 1		Split 2		Split 3		LAP	Ideal	Fastest
		Time	Name	Time	Name	Time	Name			
1	O. SIMPSON	35.784	O. SIMPSON	42.188	O. SIMPSON	30.089	O. SIMPSON	1:48.061	1:48.325	
2	C. TURNER	36.478	C. TURNER	42.438	C. TURNER	30.357	C. TURNER	1:49.273	1:49.444	
3	H. PITT	36.574	L. GILDING	42.926	T. HATTON	30.450	L. GILDING	1:50.203	1:50.538	
4	L. GILDING	36.654	H. PITT	43.045	Z. ZANESCO	30.510	H. PITT	1:50.427	1:50.427	
5	T. HATTON	36.742	L. HILL	43.431	L. HILL	30.561	T. HATTON	1:50.778	1:50.915	
6	L. HILL	36.917	Z. ZANESCO	43.504	L. GILDING	30.623	L. HILL	1:50.909	1:50.909	
7	Z. ZANESCO	37.223	T. HATTON	43.586	H. PITT	30.808	Z. ZANESCO	1:51.237	1:51.605	
8	Z. LEVY	37.734	J. THOMAS	43.818	Z. LEVY	30.986	Z. LEVY	1:53.079	1:53.079	
9	L. KAVNEY	38.036	L. KAVNEY	44.009	L. KAVNEY	31.244	J. THOMAS	1:53.283	1:53.919	
10	J. THOMAS	38.218	B. DEMMERY	44.302	J. THOMAS	31.247	L. KAVNEY	1:53.289	1:54.037	
11	B. DEMMERY	38.420	Z. LEVY	44.359	B. DEMMERY	31.379	B. DEMMERY	1:54.101	1:54.353	
12	M. BARTON	38.764	M. BARTON	45.750	M. BARTON	32.344	M. BARTON	1:56.858	1:57.196	
13	T. RELPH	39.559	T. RELPH	46.713	T. RELPH	32.868	T. RELPH	1:59.140	1:59.197	

*** Indicative qualifying time - 2:04.574 ***

The results are provisional until the end of the time limit for protests and appeals.

Chief Time Keeper - Scott Laing

Clerk of Course - Tom Williams



Computime Race Timing Systems Pty Ltd © 1996-2008

Licensed to Computime Race Timing Systems

www.computime.com.au

COMPUTIME RACE TIMING SYSTEMS PTY LTD

9 Timber Lane, Glen Waverley, Vic 3150. Ph : 0418 17 13 17

E-mail : scott@computime.com.au

